

## KP SERIES POSITION SENSOR ACCESSORIES DATASHEET

The Miniature, Compact and Standard KP Series of linear position sensors are available with a range of accessory options.

These are designed to offer the same high performance and reliability under extreme temperature and vibration. All our accessories are manufactured to withstand the harsh environment of motorsport and on-vehicle automotive testing applications.

### BALL TIP, ROD END AND POP JOINT

Industry standard mounting options of rod end and pop joints allow for easy integration into existing or new applications. The pop joint has a quick release mechanism for speed, the rod end has a miniature bearing, built for longevity.

KP Series Rod End Detail



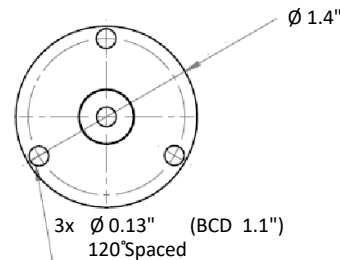
KP Series Pop Joint Detail



### FLANGE

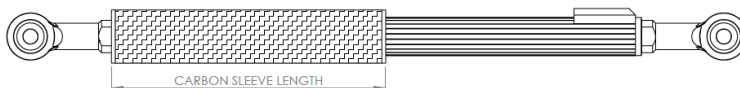
| KP Model                          | KP94 | KP13 | KP15 | KP19 |
|-----------------------------------|------|------|------|------|
| Flange Diameter (inches)          | 0.8  | 1.4  | 2    | 2    |
| Flange Width (inches)             | 0.07 | 0.1  | 0.18 | 0.18 |
| External Collar Diameter (inches) | 0.37 | 0.5  | 0.6  | 0.75 |
| External Collar Width (inches)    | 0.04 | 0.05 | 0.08 | 0.08 |
| Flange Mount Diameter (inches)    | 0.08 | 0.13 | 0.2  | 0.2  |
| Flange Mount PCD (inches)         | 0.66 | 1.1  | 1.7  | 1.7  |

KP13 Flange Detail (Example)



### CARBON SLEEVE

A carbon sleeve option is available to protect the shaft against debris and other damage. The sleeve is genuine carbon fiber, uniformly rolled and matched to the body diameter. Each time the shaft extends, the carbon sleeve travels with it to protect the shaft, offering the ultimate protection in the harshest conditions. See individual datasheets for dimensions.



PMC/KA Sensors adopts a continuous development program which sometimes necessitates specification changes without notice

## Sensors For Motorsport


### Features

- Flange Mounting
- IP67 Rated Seal
- Carbon Sleeve
- Forward/Reverse Cable
- Spring Return

### Applications

- Damper Position
- Throttle pedal
- Aero Surface
- Actuators

sales@pmc1.com  
www.kasensors.com  
Represented by:



## IP67 RATED SEAL

The steel shaft of the sensor is fitted with sealing to IP65 (our standard option), however we do offer an option to have an IP67 rated seal to protect against even the harshest conditions.



## CABLE EXIT

The KP Series offer an integral cable exit as standard providing the safest environment for the cable exit route. Dependent on your application needs, a forward or reverse cable exit can be selected.



## CABLE ASSEMBLY AND CONNECTIONS

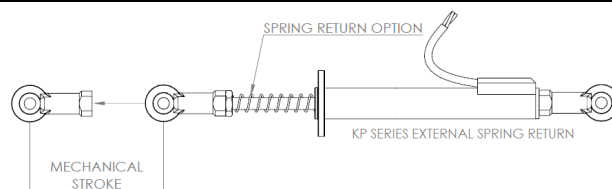
The KP Series of Linear Position Sensors come with a cable assembly. If your application requires a custom cable, or if you have a requirement for a specific type of connector, we can fit this for you.

## SPRING RETURN

The Spring Return is constructed in high tensile steel, then is coated in chromium for a long lasting life. External and Internal versions are available for the KP15 and KP19 Series whereas the KP94 and KP13 Series are only available as an External Spring only. Sizes available are up to 3" active stroke. For KP15 and KP19 Series shaft lengths please contact us with your requirements.

Please see below for our guide on all KP Series Models offering a Spring Return.

| Active Stroke (inches) | KP Series Model | Spring Environment  | Shaft Length for Rod End (inches) | Shaft length for Pop Joint (inches) |
|------------------------|-----------------|---------------------|-----------------------------------|-------------------------------------|
| 0.5                    | KP94            | External            | 0.80                              | 1.00                                |
| 1                      | KP94            | External            | 2.0                               | 2.0                                 |
|                        | KP13            | External            | 3.0                               | 3.0                                 |
|                        | KP15            | External & Internal | Call                              | Call                                |
|                        | KP19            | External & Internal | Call                              | Call                                |
| 2                      | KP94            | External            | 4.0                               | 4.0                                 |
|                        | KP13            | External            | 5.0                               | N/A                                 |
|                        | KP15            | External & Internal | Call                              | Call                                |
|                        | KP19            | External & Internal | Call                              | Call                                |
| 3                      | KP94            | External            | 5.0                               | 5.0                                 |
|                        | KP13            | External            | 7.0                               | N/A                                 |
|                        | KP15            | External & Internal | Call                              | Call                                |
|                        | KP19            | External & Internal | Call                              | Call                                |



Sense  
Analyze  
Control

### Sensors For:

- Temperature
- Acceleration
- Pressure
- Position
- Torque
- Speed
- Angle
- Force

### Services For:

- Data Logging
- Telemetry
- Controls
- Wiring

## Contact Us

KA Sensors  
Division of  
PMC Engineering LLC  
11 Old Sugar Hollow Rd  
Danbury, CT 06810  
USA

Tel: 203-792-8686  
Fax: 203-743-2051

sales@pmcl.com  
www.kasensors.com